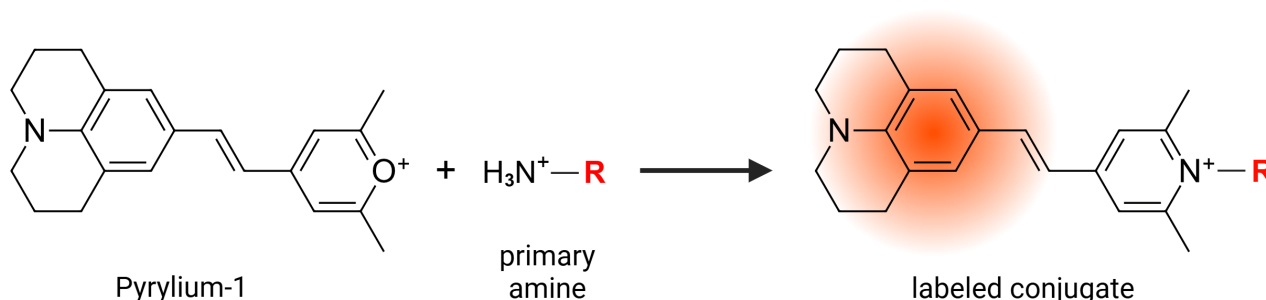


## Pyrylium-1 (Py-1)

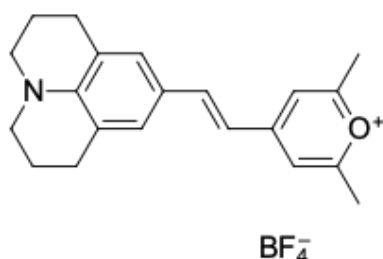
<http://www.lumiprobe.com/p/pyrylium-1>

Pyrylium-1 (Py-1, Chromeo™ P503) is a fluorogenic amine-reactive dye that is not fluorescent itself but forms a fluorescent product with emission at 600 nm after conjugation with primary amine groups of peptides and proteins.

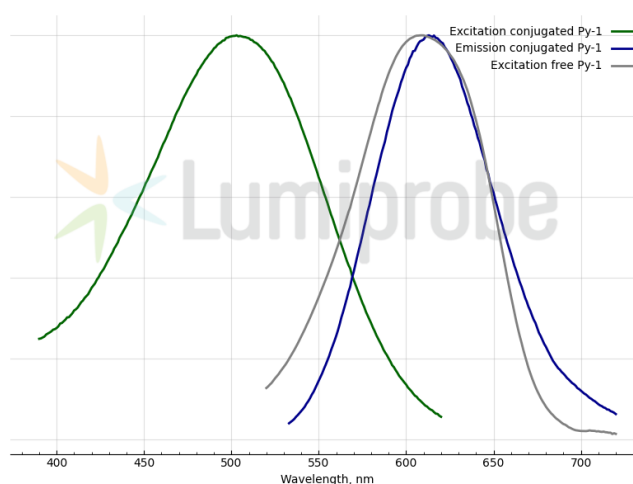
Pyrylium-1 displays a weak fluorescence with a quantum yield of less than 1% in solution. After conjugation to primary amines, the dye exhibits a color change from blue to red and undergoes a shortwave spectral shift of more than 100 nm, and the quantum yield rises to 50%. The shift of the absorption/emission bands and the increased fluorescence quantum yield significantly eliminate the background from an unbound dye. Also, unbound Pyrylium dyes are hydrolyzed during the labeling procedure. Altogether, these features allow the labeling of amine-containing molecules via a simple one-step, room-temperature incubation without additional purification steps.



Pyrylium-1-labeled peptides and proteins are ready to use immediately after conjugation. They can be used successfully in a number of «no-wash» applications, such as SDS-protein gel electrophoresis, capillary electrophoresis, isoelectric focusing, and as a fluorescent label in receptor binding studies. Proteins labeled with Pyrylium-1 maintain their native charge and isoelectric point.



Structure of Pyrylium-1 (Py-1)



Excitation and emission spectra of Pyrylium-1 (Py-1)

### General properties

|                    |  |
|--------------------|--|
| Appearance:        | deep blue powder   |
| Molecular weight:  | 393.23   |
| Molecular formula: | $\text{C}_{21}\text{H}_{24}\text{BF}_4\text{NO}$   |
| IUPAC name:        | (E)-2,6-dimethyl-4-(2-(2,3,6,7-tetrahydro-1H,5H-pyrido[3,2,1-ij]quinolin-9-yl)vinyl)pyrylium |
| Solubility:        | DMSO, DMF, methanol, acetonitrile  |
| Quality control:   | NMR $^1\text{H}$ and HPLC-MS (95+%)  |

|                     |  |
|---------------------|--|
| Storage conditions: | 24 months after receipt at -20°C in the dark. Transportation: at room temperature for up to 3 weeks. Desiccate.  |
| Legal statement:    | This Product is offered and sold for research purposes only. It has not been tested for safety and efficacy in food, drug, medical device, cosmetic, commercial or any other use. Supply does not express or imply authorization to use for any other purpose, including, without limitation, in vitro diagnostic purposes, in the manufacture of food or pharmaceutical products, in medical devices or in cosmetic products. |

### **Spectral properties**

|                                    |                                    |
|------------------------------------|------------------------------------|
| Excitation/absorption maximum, nm: | 612 nm (free); 503 nm (conjugated) |
| Emission maximum, nm:              | 665 nm (free); 600 nm (conjugated) |

Chromeo™ is a trademark of Active Motif Chromeon GmbH.